

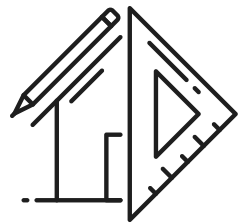
# BEFORE YOUR SHOWROOM VISIT CHECKLIST



## MEET YOUR DELORIE DESIGN CENTER EXPERT


### BRING YOUR PROJECT DETAILS

- ☐ Approximate room measurements (length, width, ceiling height)
- ☐ Window and door locations
- ☐ Appliance dimensions (fridge, range, dishwasher, etc.)
- ➔ **Helps your designer understand your layout and needs.**



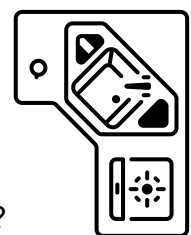
### GATHER YOUR INSPIRATION

- ☐ Photos of your current space
- ☐ Samples of materials you love (flooring, paint, countertop, tile, etc.)
- ☐ Moodboard, Pinterest ideas or magazine clippings
- ➔ **The more visual, the better! Inspiration helps your designer capture your style.**



### THINK ABOUT YOUR STYLE & FUNCTION. ASK YOURSELF:

- ☐ Do you prefer modern, transitional, or classic design?
- ☐ Do you need more storage, open shelving, or a larger island?
- ☐ Are you updating for resale value, family lifestyle, or luxury renovation?
- ➔ **These questions help your designer tailor the layout and material suggestions.**



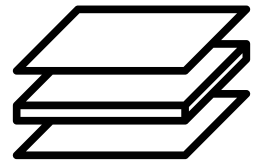
# BEFORE YOUR SHOWROOM VISIT CHECKLIST



## MEET YOUR DELORIE DESIGN CENTER EXPERT

### KNOW YOUR MATERIALS

- ☐ Cabinet doors: Melamine, thermofoil, matte, high-gloss, etc.
- ☐ Countertops: Laminate, solid surface, and quartz.
- ☐ Accessories: Handles, moldings, backsplashes, and more.
- ➔ **Your expert will help you coordinate everything beautifully.**



### ASK ABOUT THE PROCESS

- ☐ Design and quote turnaround time
- ☐ 3D renderings and visualization options
- ☐ Delivery and installation timeline, payment schedule and warranties
- ➔ **Understanding the steps helps you plan your renovation smoothly.**



### BRING PRACTICAL INFO

- ☐ Budget range and preferred timeline
- ☐ Builder, designer, or contractor contact info (if any)
- ☐ HOA or condo requirements (if applicable)
- ➔ **Sharing these details helps us make your design process effortless.**



# BEFORE YOUR SHOWROOM VISIT CHECKLIST



**TIP: TAKE PHOTOS DURING YOUR SHOWROOM VISIT TO HELP YOU COMPARE COLORS AND FINISHES LATER AT HOME!**

## Custom Cabinets, Kitchen & Bath Design – How to Prepare for Your Visit

For custom cabinets, we recommend **booking an appointment** so a kitchen cabinet specialist can review every detail with you — including design ideas, materials, finishes, accessories, and layout options.

If you already have plans showing dimensions, ceiling heights, plumbing locations, windows, and wall sizes, please bring them to your appointment.

If not, our team will schedule a site visit to take accurate measurements. On-site measurement for custom cabinet design is offered **at no charge.**

For kitchen and bath design projects, walk-ins are welcome **Monday to Friday between 8:00 AM and 5:00 PM.** Appointments are recommended if you prefer personalized design time.

Our team can also schedule a home visit for precise measurements and final verification.

